



Monoclonal Antibody Epitope Mapping (Cat# 60021)

Feature:

- ❖ Consultation of the epitope prediction
- ❖ Epitope design and high throughput assay
- ❖ Immunoassay screen to discover the positive epitope
- ❖ Data report

The package includes the following items:

- ❖ Epitope Mapping by linear peptide sequence
- ❖ immunoassay for possible epitopes
- ❖ Final Data Report

The data will be provided with the project:

- ❖ Epitope discovered
- ❖ Immunoassay confirmation

Timetable

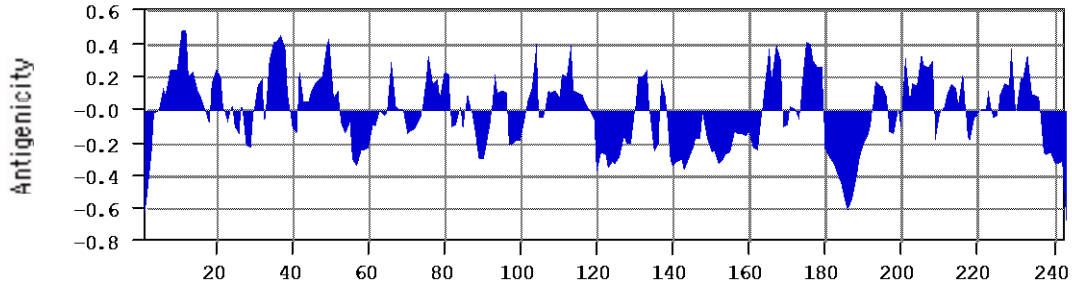
- ❖ Two weeks

Outline for Monoclonal Antibody Epitope Mapping (Cat# 60021)

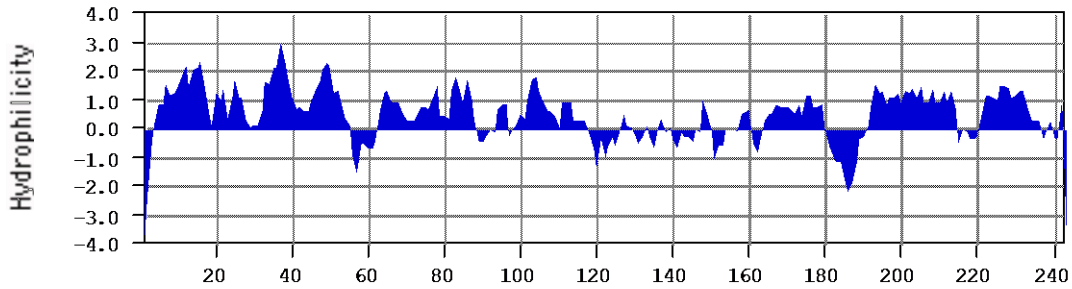
- ❖ Antibody samples (~0.1—0.5 mg) provided by customers
- ❖ Design linear epitope discovery assay and communicate with customers to finalize the assay
- ❖ Linear epitope preparation
- ❖ Immunoblocking assay to confirm the results
- ❖ Final data report

The scientists with abboMax have been involved in immunology and cell biology research/product development for decades. With the state-of-art technology, we can assist you to identify the important epitope for your study. Please email us (info@abbomax.com) for further discussion. A quote will be supplied when the project is under discussion.

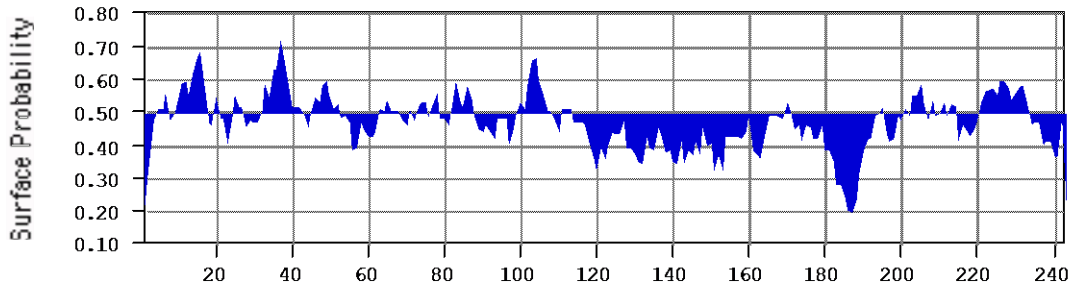
Antigenic Index: Window = 7



Kyte/Doolittle hydrophilicity: Window = 7



Surface Probability: Window = 7



Chou Fasman 2° structure: Window = 7

